

PREPARATORY B

VIOLIN

Complete Requirements

Repertoire

THREE PIECES OF CONTRASTING STYLES Two pieces must be memorized.



The listings below are for reference only. Other repertoire of similar difficulty may be used.

Anthologies	
Publisher	
Summy-Birchard	Suzuki: <i>Violin School</i> , Bk. 1 (#1-8)
Harris	<i>Violin Series: Introductory</i>
Harris	<i>Encore</i> , Bk. 1
Additional Examples	
Faber Boston	de Keyser (ed.): <i>Violin Playtime Series</i> , Bk. 1 (#10 and above)
Boosey and Hawkes	Herfurth: <i>A Tune a Day</i> , Bk. 1
“	Fletcher-Rolland: <i>New Tunes for Strings</i> , Bk. 1 (#1-14)
	Nelson, Sheila: <i>Right From the Start</i>
Kjos	Anderson/Frost: <i>All for Strings: A Comprehensive String Method</i> , Bk. 1





Oral Questions

Questions may be asked about musical terms and signs found in the student's repertoire.

Technique

Scales	D, A Major d harmonic minor	1 octave	Bowing 	 = 60
---------------	--	-----------------	---	--




Sight Reading

- *Melody*: 2-4 bars in length
- *Keys*: G Major, D Major
- *Intervals*: repeats, 2nds, 3rds, 4ths, 5ths
- *Time signature*: 3/4 or 4/4.
- *Note values*:    

Before playing the melody, the student will be asked to:

- Explain the time signature.
- Clap the rhythm.
- Identify the intervals by size and direction.
- Identify the key.

Terms and Signs

legato	staccato	slur	tie	accent (>)
interval	melodic interval	harmonic interval	coda	
crescendo (<i>cresc.</i> )	decrescendo (<i>decresc.</i> )	diminuendo (<i>dim.</i> )		
mezzo forte (<i>mf</i>)	mezzo piano (<i>mp</i>)	sharp	flat	natural
time signature	quarter rest	half rest	whole rest	

Music Literacy

The student is responsible for all terms, signs, and concepts from Preparatory A.

- Name notes on the staff (no ledger lines).
- Match terms or signs to their definitions.
- Identify key signatures. Keys: C G F Major
- Add accidentals, where needed, to form major scales (whole notes given). Add notes to form a I chord above the first note of each scale. Keys: C G F Major
- Identify five-finger patterns in treble or bass clef.
Major keys: C G F Minor keys: c g f minor
- Identify root position triads, blocked and broken, in treble or bass clef.
Major keys: C G F Minor keys: c g f minor
- Write or identify any 2nd, 3rd, 4th, 5th on the staff by number only.
- Write counts or add bar lines to an example with the time signature given.
2/4, 3/4, 4/4 meter. *Note values:* ♩ ♪ ♫ ♬
- Match terms and signs to their definitions.
- Score analysis: Questions will involve concepts from this and earlier levels.

Aural Training/Listening Skills

- Interval identification: M2, M3, P5. Each will be played broken and solid.
- Identification of pentachords and triads as being major or minor. Triads will be played both broken and solid.
- Identification of a melody as being the same as, or different from, a previously played melody. The melodies will be similar when they are not the same.
- Identify the correct notation of a two measure rhythm example.

Note values: whole note, dotted half note, half note, quarter note
Time signature: 3/4 or 4/4.

PREPARATORY B


Sample Written Test

Scales and I Chords

____ (6 pts.)


- Add sharps or flats to form the scales below.
- Write notes to form a I chord above the first note of each scale.
- Write the Roman numeral, I, under the chord. The first one has been done for you.

C Major (example)




A musical staff in treble clef showing the C Major scale (C4 to C5) and a C Major triad chord (C4, E4, G4) above the first note. The Roman numeral 'I' is written below the chord.

F Major



A musical staff in treble clef showing the F Major scale (F4 to F5) with no notes written.

G Major




A musical staff in treble clef showing the G Major scale (G4 to G5) with no notes written.

Note Identification

____ (10 pts.)

Write the name of each note on the line below the staff.



A musical staff in treble clef with five measures. Each measure contains a single note: C4, D4, E4, F4, G4. Below the staff are ten dashed lines for writing the note names.

Score Analysis

___ (9 pts.)

Answer the questions about the music below.

The image shows a musical score for a piece titled "Carefree" and "Türk". The score is written in 4/4 time and the key signature has one sharp (F#), indicating G major. The treble clef staff contains a melody with a slur over measures 2-4 and a staccato note in measure 5. The bass clef staff contains a bass line with a circled interval in measure 3. The piece is titled "Carefree" and "Türk".

1. The music is written in the key of:
 - a. ___ C major
 - b. ___ G major
 - c. ___ F major
2. Name the sharp in the key signature. _____
3. Name the circled interval in measure 3. _____
4. Write a sign in the first measure that means to play medium loud.
5. The rest in the last measure is:
 - a. ___ a quarter rest
 - b. ___ a half rest
 - c. ___ a whole rest
6. How many counts does this rest get? _____
7. How many beats are found in each measure? _____
8. Circle a slur in the music.
9. Draw a box around a staccato note.

Matching

___ (9 pts.)

Match the following:

___ Staccato

___ *mf*

___ Legato

___ >

___ \flat

___ ■

___ *mp*

___ \sharp

___ ~

1. Accent

2. Quarter rest

3. Detached, not connected

4. Medium loud

5. Whole rest

6. Smooth and connected

7. Medium soft


8. Flat

9. Sharp

Intervals

___ (6 pts.)

Fill in the correct interval type (harmonic or melodic) and size for the examples below. The first one has been done for you.



harmonic 4th

Rhythm

___ (15 pts.)

- Fill in the missing bar lines for each example below.
- Write in the counting.



Key Signatures

___ (3 pts.)

Name the key for each key signature



- ___ C Major
- ___ G Major
- ___ F Major



- ___ C Major
- ___ G Major
- ___ F Major




- ___ C Major
- ___ G Major
- ___ F Major

Five-finger Patterns


____ (4 pts.)

Name each 5-finger pattern and tell if it is Major or minor.

The first one has been done for you.



C Major





Triads

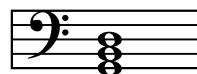
____ (6 pts.)

Name each triad and tell if it is Major or minor. The first one has been done for you.

C Major









68 Possible points

____ Student points