

LEVEL 1

Complete Requirements

Repertoire

Three pieces of contrasting styles. Two pieces must be memorized.






The listings below are for reference only. Other repertoire of similar difficulty may be used.

Anthologies	
Publisher	
Alfred	Magrath, J.: Masterworks Classics, Levels 1 and 2 Bigler, C., and Lloyd Watts, V., Everybody's Perfect Masterpieces, Volume 1
FJH	Faber: The Developing Artist, Piano Literature, Book 1
Harris	Celebrations Series Perspectives: Level 1
Kjos	Snell, K.: Piano Repertoire, Level 1 <ul style="list-style-type: none"> • Baroque and Classical • Romantic and 20th Century • Etudes
Summy-Birchard	Clark, F.: Contemporary Piano Literature, Book 1 <i>Daydreaming, March of the Trolls</i>
Willis	Gillock: Collected Short Lyric Pieces, <i>Drifting Clouds</i> Accent on Solos 2, <i>Argentina</i>
Additional Examples	
Baroque	Bach, J. S.: Anna Magdalena Notebook, <i>Aria in F Major</i>
Classical	Mozart, Leopold: Notebook for Wolfgang: <i>Minuet in d minor, Bouree in e minor</i>
Romantic	Gedike: 60 Simple Piano Pieces for Beginners, Op.36 <i>A Happy Tale, Sad Song</i>
20 th Century	Kabalevsky, 24 Pieces for Children, Op.39, <i>March, Waltz</i>


Oral Questions

Questions may be asked about musical terms and signs found in the student's repertoire.




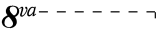
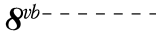
Technique

Five-finger patterns and triads	All Major and minor keys	Up and down Hands together, Broken and solid triads		 = 69
Scales	C F G Major	Hands together or separately, legato, 2 octaves		 = 69
Cadences	C F G Major	I - V6 - I Hands together or separately		

Sight Reading

- *Melody*: A single line melody within a five-finger pattern, hands separately. Treble and bass clef.
- *Keys*: C Major, G Major, F Major
- *Time signature*: 2/4, 3/4 or 4/4.
- *Note values*: 

Terms and Signs

fermata 	eighth notes	eighth rest	first and second endings		
tempo	a tempo	adagio	andante	moderato	allegro
damper pedal ()			repetition	accidental	
ritardando (<i>ritard</i> , <i>rit.</i>)	D.C. al fine	fine	up-beats (pick-up notes)		
key signature	2/4, 3/4, 4/4				

Music Literacy

The student is responsible for all terms, signs, and concepts from previous levels.

- Write scales in whole notes (treble or bass clef). Major keys: C F G D
Add notes to form I and V chords above the appropriate notes of each scale.
Label each chord with a Roman numeral.
- Identify key signatures. Major keys: C F G D
- Identify notes on the grand staff, including ledger lines.
- Identify root position triads, blocked or broken.
Major keys: C F G D Minor keys: c f g d
- Write or identify any 2nd, 3rd, 4th, 5th, 6th, 7th, 8th (octave) on the staff by number only.
- Write counts or add bar lines to an example with the time signature given.
2/4, 3/4, 4/4 meter. Example may include up-beats (pick-up notes).
- Match terms and signs to their definitions.
- Score analysis: Questions will involve concepts from this and earlier levels.

Aural Training/Listening Skills

- Interval identification: M2, M3, P4, P5. Each will be played broken and solid.
- Identification of pentachords and triads as being in a major or minor key.
Pentachords may be played in several ways: going up, going down, or going up and down. *Triads* will be played both broken and solid.
- Identify the meter of a piece as being 2/4 or 3/4.
- Identify the tempo of a piece as being *Allegro* or *Adagio*.

LEVEL 1

Sample Written Test


Scales and Chords

____ (16 pts.)

- Add sharps or flats to form the scales below.
- Write notes above the first and fifth notes to form chords.
(Remember to write in any sharps or flats that occur later in the scale.)
- Write Roman numerals under each chord.


The first one has been done for you as an example.

C Major




A musical staff in treble clef showing the C Major scale. The notes are C, D, E, F, G, A, B, C. The first chord (C major) is shown as a triad (C, E, G) with the Roman numeral 'I' written below it. The fifth chord (G major) is shown as a triad (G, B, D) with the Roman numeral 'V' written below it.

D Major




A musical staff in treble clef showing the D Major scale. The notes are D, E, F#, G, A, B, C#, D.

G Major



A musical staff in treble clef showing the G Major scale. The notes are G, A, B, C, D, E, F#, G.

F Major



A musical staff in bass clef showing the F Major scale. The notes are F, G, A, B, C, D, E, F.

Score Analysis

Answer the questions about the music below.

____ (14 pts.)

Minuet


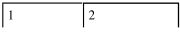
Mozart

The image shows a musical score for a Minuet by Mozart. It consists of two systems of music, each with a treble and bass clef staff. The first system contains measures 1 through 4, and the second system contains measures 5 through 8. The music is in 3/4 time and the key of F major. The notes in the first system are: Measure 1 (treble: G4, A4, B4; bass: F3, C3), Measure 2 (treble: G4, A4, B4; bass: F3, C3), Measure 3 (treble: G4, A4, B4; bass: F3, C3), Measure 4 (treble: G4, A4, B4; bass: F3, C3). The second system contains: Measure 5 (treble: G4, A4, B4; bass: F3, C3), Measure 6 (treble: G4, A4, B4; bass: F3, C3), Measure 7 (treble: G4, A4, B4; bass: F3, C3), Measure 8 (treble: G4, A4, B4; bass: F3, C3). The score ends with a double bar line.

1. Find and circle an example of a third.
2. How many beats are in each measure? ____
3. What is the name of the flat in the key signature? ____
4. The music is written in the key of:
 - a. __ C major
 - b. __ G major
 - c. __ F major
5. Write the names of the bass clef notes on the lines below the last two measures.
(1 point each)
6. Write in the counting for the first line. (4 points)

Matching

____ (7 pts.)

- | | |
|--|---------------------------------|
| ___ a) Fine | 1. Fermata (hold) |
| ___ b) Moderato | 2. Gradually slow down |
| ___ c) Allegro | 3. First and second endings |
| ___ d)  | 4. Return to the original tempo |
| ___ e) Ritardando (ritard, rit.) | 5. A medium tempo |
| ___ f) a tempo | 6. A fast tempo |
| ___ g)  | 7. The end |

Intervals

____ (5 pts.)

Write the number for the size of each interval.




____ _

Note Identification

____ (8 pts.)

Write the name of each note on the lines below the staff.



____ _

Key Signature Identification

___ (4 pts.)

Name each key signature.

___ major

___ major

___ major

___ major

Triad Identification

___ (5 pts.)

Name each triad and tell if it is major or minor. The first one has been done as an example.

F major ___ ___ ___ ___

59 Possible points

___ Student points